



# OPEN SPACE SERVICES

AUGUST 30, 2020

## Playground Audit

# PALMER PLAYGROUND

MID MURRAY COUNCIL



# Table of Contents

DISCLAIMER..... 2

PREAMBLE ..... 2

**Certificate of Audit..... 5**

**Consulting Services to Mid Murray Council..... 5**

**Date and time of audit ..... 5**

**Risk Matrix ..... 1**

**COMPREHENSIVE ANNUAL INSPECTION..... 3**

**Multi Play Area..... 7**

    SN: POP - 001..... 7

    SN: POP - 002..... 7

**OPERATIONAL INSPECTION..... 8**

**Ancillary Items ..... 10**

    SN: POP - 003..... 10

    SN: POP - 004..... 10

    SN: POP - 005..... 10

**OPERATIONAL INSPECTION..... 14**

**Completion Criteria ..... 16**

## DISCLAIMER

---

Whilst care has been taken to ensure the accuracy of the information provided in this report, Open Space Services and its employees, take no responsibility for any errors, omissions or changes to information that may occur and disclaim all responsibility and liability to any person in respect to anything done or omitted to be done in reliance upon information within this publication.

## PREAMBLE

---

This report assesses the nominated play space against the relevant Australian Standards listed below.

### **Australian Standard AS 4685**

Playground Equipment and Surfacing

Part 0: Development, installation, inspection, maintenance and operation

Part 1: General safety requirements and test methods

Part 2: Particular safety requirements and test methods for swings

Part 3: Particular safety requirements and test methods for slides

Part 4: Particular safety requirements and test methods for cableways

Part 5: Particular safety requirements and test methods for carousels

Part 6: Particular safety requirements and test methods for rocking equipment

Part 11: Particular safety requirements and test methods for spatial networks

### **Australian Standard AS 4422**

Playground surfacing

Specifications, requirements and test methods

### *Marking*

Individual play equipment structures are to be permanently marked with a plate clearly identifying the name, address, the equipment reference and year of manufacture and a base level mark for the associated impact attenuating surface. In addition, equipment stating compliance with the Australian Standards must be marked. Equipment not marked by the manufacturer will have an allocated serial number supplied, some equipment will have the same manufacturers number for all equipment, this too will receive an individual serial number for each piece of equipment, this will allow for easier identification

### *Access, Entrance and Surrounds*

Playgrounds should have clear access for pathways and supervision without trip hazards, sharp protrusions or weeds. Rubbish bins, water bubblers and seats should be inspected regularly to ensure working order.

### *Free Height of Fall*

The free height of fall must not exceed 1800mm for Supervised Early Childhood Settings and 3000mm for All Age Settings. The free height of fall is the greatest vertical distance measured from the intended body support of the equipment to the impact area below.

### *Fall zone*

A minimal fall zone of 1500mm is required around equipment that have a height 600mm (with fall heights of more than 600mm above ground level) and between individual items of equipment. An increase in the falling space/impact area for equipment with platforms measuring more than 1500mm above ground level.

Falling spaces for specific equipment items with forced movement such as slides, swings and carousels. The falling space/impact area for equipment with forced movement cannot overlap with other falling spaces/impact areas.

#### *Surfacing*

Surfacing to Australian Standards 4685.0:2017 be provided across the falling space/impact area where play equipment provisions are more than 600mm above ground level.

#### *Finish of Equipment*

Equipment shall have no protruding nails, bolt threads, projecting wire rope terminations, pointed or sharp ended components. Surfaces are finished smooth with no splintering. All playground equipment should be structurally stable, in good condition and fit for children's play.

#### *Protection Against Falling*

Guardrails/barriers to be installed for heights of more than 600mm above ground level of intended use. Continuous handrails are required on each side of access ways and bridges. All items intended for gripping must have a diameter that measures between 16mm-45mm.

#### *Head and Neck Entrapment*

Head and neck entrapment refer to any opening at a height of more than 600mm above ground level that would allow a child's body to pass through but not their head. This can result in death or serious permanent injury. AS 4685 states that bound head and neck entrapment (dimensions of 89mm – 230mm), partially bound and V-shaped openings, shearing or moving openings (flexible and rigid parts with openings less than 230mm) must be avoided. It is therefore critical that any head entrapment hazards are eliminated immediately.

#### *Clothing/Hair Entrapment*

Toggle/clothing entrapment refers to situations where parts of clothing/hair may become trapped and may lead to serious or fatal injury.

#### *Foot Entrapment*

Foot entrapment refers to situations where gaps greater than 30mm present on surfaces inclined up to 45° intended for running/walking, completely bound rigid openings in surfaces for running/climbing.

#### *Finger Entrapment*

Finger entrapment refers to any opening that would allow a child's fingers or thumbs to be trapped in a fall situation and can be responsible for traumatic long-term injury. Gaps or openings with dimensions of 8-25mm at 1000mm or more above playing surface level must be eliminated.

#### *Means of Access*

Equipment is designed to provide safe ascent or descent. Means of access include steps, stairs, ladders and ramps. The equipment shall be designed to ensure that adults are able to gain access to assist children within the equipment.

#### *Natural Playspaces*

Natural play elements incorporated into a playground. Where this cannot be applied, a risk benefit assessment may be required to determine the suitability of such elements. A natural habitat will attract wildlife. Ensure that an inspection of the playspace is conducted before children enter. Regular maintenance to remove debris and weeds is recommended.

### *Documentation*

The playground owner/operator must ensure that a Playground Safety Management System is established to include the recording and archiving of documentation.

Documentation to be archived includes:

- • Policies and procedures
- • Reports e.g. accident/injury
- • Inventory/Equipment register
- • Inspection checklists
- • Works orders
- • Maintenance actions
- • Certification records e.g. equipment, surfacing
- • Manufacturer's warranty details
- • Manufacturer's installation, inspection and maintenance instructions
- • Operating Instructions (if applicable)

### *Maintenance*

Routine maintenance checks to be conducted on a regular basis. These include the inspection of all timber, wear and tear on chains, condition of all play items (cracks, corrosion, graffiti, etc), and insect infestation.

All maintenance schedules should be collected from suppliers of equipment and resources made available to meet the requirements of the maintenance schedule. Regular inspections are required. Timber components will require regular sealing and fixtures will require tightening. It is crucial that regular inspections and prompt repairs be carried out to ensure the safe upkeep of play facilities.

Please Note: The standards are not law and are intended as a guide to safety within playgrounds.

## Certificate of Audit

---



22 Egret place  
Hewett SA 5118

---

## Consulting Services to Mid Murray Council

---

Date	Services Performed By:	Services Performed For:
August 30, 2020	Open Space Services 22 Egret place Hewett SA 5118	Mid Murray Council Prosser Park Playground

---

This Certificate of Playground Auditing Summary is issued pursuant to the Australian Standards between **Mid Murray Council** ("Client") and **Open Space Services** ("Contractor"), effective **August 30, 2020**

Note: If there is no serial number, the date plate will be used as the serial number with a sequence number attached if more than one date plate. If no serial number exists, one will be allocated to it.

SN: **PPP - 001**  
SN: **PPP - 002**  
SN: **PPP - 003**  
SN: **PPP - 004**  
SN: **PPP - 005**

## Date and time of audit

---

The Services commenced on **August 30, 2020**, and shall continue through **August 30, 2021**.  
Until complete

Certifying Auditor: **Barry Rolton – Open Space Services**

Defects outstanding: ..... Defects corrected: ..... Date: .....

Remedial works outstanding: ..... Works completed: ..... Date: .....

Outstanding remedial and defects completed by (Signature) .....





Certified safe to use with all works signed off from 3 months of date of signature:

Certifying Auditor sign off *B. Rolton* Date **30/8/2020**

## Risk Matrix

This report is a comprehensive Inspection Audit Report on the Riverton Primary School Playground located at the oval which is owned by the school. The audit was completed in accordance with the current Australian Standards for Playground Equipment. This document and its attachments are designed as part of the standard of care to identify the current condition of the playground equipment and the surrounding environment. The purpose is to identify any non-conforming conditions in accordance to the current Australian Standards:

		CONSEQUENCE				
		LITTLE OR NO INJURY	MINOR INJURY REQUIRING FIRST AID	MODERATE INJURY CAUSING ABSENCE FROM SCHOOL	SERIOUS INJURY WITH LONG TERM CONSEQUENCES	DEATH OR DISABILITY
LIKELIHOOD	RARE (Highly unlikely event)	LOW	LOW	LOW	LOW	LOW
	UNLIKELY (Conceivable event)	LOW	LOW	LOW	MEDIUM	MEDIUM
	POSSIBLE (Could occur event)	LOW	LOW	MEDIUM	MEDIUM	HIGH
	LIKELY (Almost certain event)	LOW	MEDIUM	MEDIUM	HIGH	HIGH
	ALMOST CERTAIN (Will occur event)	LOW	MEDIUM	HIGH	HIGH	UNACCEPTABLE RISK

	Low is the risk related to all other areas of the inspection, this does not require any works. Low is given rather than “No Risk” as there may be a risk that is unknown such as when the equipment gets hot, it could burn a toddlers skin.
	A medium risk is most likely to apply to top ups of loose fill top ups where the level has dropped as far as 200mm. This risk has the three month completion date and starts from the time of inspection.
	A risk assessment of high does have to be rectified or reach a risk assessment of low. This will usually take no longer than one month from the date of receiving the report.
	Any items or works under this risk assesment needs to be carried out as soon as possible or the item needs to be bunted off if iminant injury is possible.

### Priority Rating

There are 4 priority rating

- Low**      Minor problem, action should still be carried out in the next 12 months
- Medium**      Indicates attention required within 2-3 months
- High**      Indicates immediate attention required
- Urgent**      Make safe, bunt off asap

# General inspection of Play equipment and general area

On arrival, a general inspection is required for both safety and to identify the area and how it is generally utilised. This is also a requirement for risk assessment that was supplied at the time of quotation.









VISUAL INSPECTION		
Play Equipment	Findings	Rating
Debris in the playground that may be hazardous, such as broken glass, needles or animal fouling.	The playground is clean with no areas of debris.	LOW
Loose-fill surfacing levels that are at inadequate levels.	All softfall depths are at adequate and do not require top up.	LOW
Damage to unitary surfacing	No unitary surfaces in this area	LOW
Equipment that is broken or missing as a result of use or vandalism.	No broken or Vandalised items in this area	LOW
Graffiti.	No graffiti was seen	LOW
The condition of ancillary items, such as barbecues, tables, rubbish bins, etc.	All of the items are in good working order.	LOW
Dead or damaged overhanging branches that may potentially fall onto the playground.	There are no trees that are close to the equipment that require remedial work	LOW
<b>Comments</b>		

## COMPREHENSIVE ANNUAL INSPECTION

A comprehensive annual inspection requires the checking of all items listed in Clause 8.5.4, and 8.5.3., this inspection is intended to determine conformance with the relevant parts of AS 4685 and to establish the overall level of safety of the equipment.

Items to be assessed: (Hazards)	Assessment responses			Assessment review	Rating
	Yes	No	N/A		
<b>SURFACING</b>					
Is the playground free of concrete, asphalt or other non-impact absorbing material under play equipment? (Any hard surface should be removed and replaced with an impact-absorbing surface when fall height is greater than 600mm.)	Yes			The Play area is free of exposed concrete but the amount of softfall needs to be 300mm	LOW
<b>Loose-fill material</b>					
Is there adequate drainage to prevent rotting?	Yes			The softfall depth is still around the 300mm depth.	LOW
Does it extend at least 1.5m from all equipment that is less than 1.5m in height, or 2.5m from equipment that is up to 3m in height?	Yes			All equipment has the proper free fall ratings required.	LOW
Is the loose-fill surface material checked regularly to ensure a depth of at least 30cm? (Use a tool to dig down.)			N/A	Unknown	
Is it raked regularly to check for hygiene and foreign objects that may cause injury?			N/A	Unknown	
Are the borders enclosing the loose-fill surfacing secure?	Yes			The site depression is the border for the softfall	LOW
<b>EQUIPMENT</b>					
<b>Platforms, structures and frames</b>					
Is the maximum height from which the user can fall 3m for general equipment, 2.2m for upper body equipment (e.g. jungle gym) or 1.5m for early childhood center's?	Yes			The highest platform is less than 3 metres	LOW
Are all structural foundations free of movement, checked for wear and below ground level?	Yes			All structures were free of movement.	LOW
Are all structures free of rot or corrosion and have no missing	Yes			Being a new install there is no rot, corrosion and no missing components.	LOW

parts, panels or fittings? (Check that plastic equipment is sound and free of cracks and deterioration from the sun.)					
Are all components designed to prevent water entering enclosed areas and free of deterioration? (Check cap ends, grommets, on bolts or screws.)	Yes			All caps and grommets are in place.	<b>LOW</b>
Are all components free of corrosion and bulging and all nails and fixings flush with surface or countersunk?		No		All components are free of corrosion and defects.	<b>LOW</b>
Are all bolts and fasteners secure?	Yes			All bolts and fasteners looked to be secure.	<b>LOW</b>
Are all exposed protrusions and sharp edges removed? (Check for protruding nails, rivets and bolts, which may need to be covered or sawn off.)	Yes			I did not find any area of protrusions that should not be there and would cause injury.	<b>LOW</b>
Are platforms and other standing surfaces free of moss, mold and other unhygienic matter that may cause corrosion or slipping?	Yes			Platforms were free of any growth or media that would be slippery or cause corrosion.	<b>LOW</b>
Are all guardrails and barriers around decks and platforms secure, free of sharp edges and small enough for a child's grip?	Yes			All guard rails and barriers were sufficient and secure.	<b>LOW</b>
Are all equipment surfaces and parts in good order? (Check for splits, splinters, cracks, cuts and open joints. Look at specific pieces of equipment such as swings and slides. Swing seats should be made of a soft material rather than wood. Slides should have a smooth surface and gradual surface at the bottom.)	Yes			All items were in good condition and functioned correctly	<b>LOW</b>
Are the covers or guards which conceal pinch, crush or entrapment points well maintained?	Yes			All covers and guards intended for safety are in place and entry cannot be gained.	<b>LOW</b>
Are all parts of each piece of equipment such as links, chains and fasteners, secure and not excessively worn? (Check for empty bolt holes, loose pieces of chain and S hooks not tightly	Yes			All links on chains are secure, and within specification, the chains looked to be new.	<b>LOW</b>

closed. Replace pieces if wear is noticeable. Look at specific pieces of equipment such as swings and swinging bridges.)					
Has the equipment been lubricated where necessary?			N/A	No lubrication points in this area.	
Are ropes securely fastened and all frayed rope ends trimmed and repaired? (Check that ropes have not been added to the original design.)	Yes			The rope features are in good condition with no fraying.	
Is rope, chain or tire nets in good repair and to the original design? (Check that rope and chain nets are secured top and bottom.)	Yes			All chains and ropes are within the specifications.	
Are the rims on all tires intact and drain holes clear? (Check for reinforcing wires, which may come loose and poke out.)			N/A	No tires are present.	
Are all access ramps and entrances to the equipment free of slipping and tripping hazards?	Yes			All entry and access are free of any trip or fall components.	
Are all access and entrance points to the playground and equipment free of exposed protrusions and sharp edges?	Yes			All entry and access are free of any trip or fall components.	
Are all entrapment points eliminated? (Check for any narrow openings, "V" shaped gaps or sharp angles hooks or protrusions, which could trap a child's head or limb.)	Yes			No entrapment points were found.	
Are all steps, ladders, guardrails and nets large enough to let a child get their body right through?	Yes			All areas are compliant	
Is there enough space between equipment so that children can move freely between areas without bumping or running into each other?	Yes			There is ample room for children to interact while equipment is being used, the areas between have no restrictions.	
Is the playground set out to allow for unobstructed supervision?	Yes			The playground items are can be seen from observation areas close to the play equipment.	

<p>Are pathways around the playground clear of hazards? (Check for cracks, subsidence, jagged edges and signs of poor drainage such as puddles.)</p>	<p>Yes</p>			<p>The pathways are all accessible and the gate catches are functioning properly.</p>	<p><b>LOW</b></p>
<p>Is the playground environment in good condition and free of rubbish? (Check playing fields and concrete areas.)</p>	<p>Yes</p>			<p>The whole site is clean and tidy.</p>	<p><b>LOW</b></p>
<p><b>Comments</b></p>					

# Multi Play Area

---

**SN: POP - 001**

**SN: POP - 002**



## OPERATIONAL INSPECTION

OPERATIONAL INSPECTION		
Play Equipment	Findings	Rating
Excessive wear of moving parts (including chain links).	There is no excess wear on the chains or S hooks	LOW
Any protrusions and sharp edges.	No sharp edges or protrusions were found.	LOW
Are all bolts and fasteners secure?	All bolts nuts and fasteners were secure on the equipment	LOW
Are there any entrapments, hang points or catch points on any of the equipment?	No hang points or entrapment was found.	LOW
The structural adequacy and/or stability of all playground equipment including ancillary items. NOTE: Equipment that relies on a single anchor or attachment point should be carefully inspected.	The structural stability is acceptable on the item.	LOW
Excessive corrosion, particularly within structural members.	No corrosion was found in any of the items.	LOW
Is there adequate softfall within all areas of impact with a minimum height of 600mm that is easily accessible to all uses of the items.	Softfall depth is adequate around the swings, kickout was happening but there was 300mm under the area of kickout. The springer wake board had no softfall but is under 600mm.	LOW
Foundations for exposed concrete, rot and corrosion.	No exposed concrete was found in the play equipment area.	LOW
Trees for potential hazards. NOTE: This may require the skills and competencies of a professional arborist.	No trees impact this area.	LOW
Are all structural attachments affixed tightly to their respective anchor points and attachment points sound with no wear or pull out from fixture points?	The structural attachments are all sound with no areas of movement or wear in the attachments.	LOW
<b>Comments</b>		

This play feature is a new install and as such has no areas of real wear as yet, all the components are within standards and do comply.



The net swing is only a year old and is still in as new condition, there is ample softfall within the swing zone.



# Ancillary Items

---

**SN: POP - 003**

**SN: POP - 004**

**SN: POP - 005**



## OPERATIONAL INSPECTION

### Comments

This natural wood seat being also a newly installed item is in good as installed Item, there is no splintering or shrinkage in the wood, this will change as it weathers and treatment should be undertaken in the way of tung oil to keep the seat from deuterating.



This climbing stump is in an area where there is the required amount of softfall, this will deuterate in the future and will be picked up in future audits.



This visual structure has been designed where the uprights are the only part which is accessible, there are no areas of splintering but this will occur in the future.



## Completion Criteria

---

The twelve-monthly audit undertaken by Open Space Services provide the following summary in regards to condition of the Play Equipment and summary of outstanding defects.

Serial Number **POP - 001**

- No work needed

Serial Number **POP - 002**

- **No work needed**

Serial Number **POP - 003**

- No work needed

Serial Number **POP - 004**

- No work needed.

Serial Number **POP - 005**

- No work needed